

Crisis Caused by the Moratorium



www.laworks.net

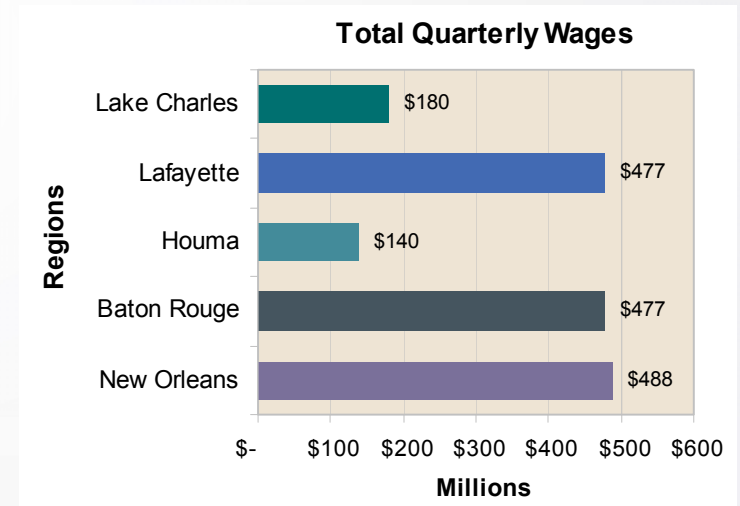
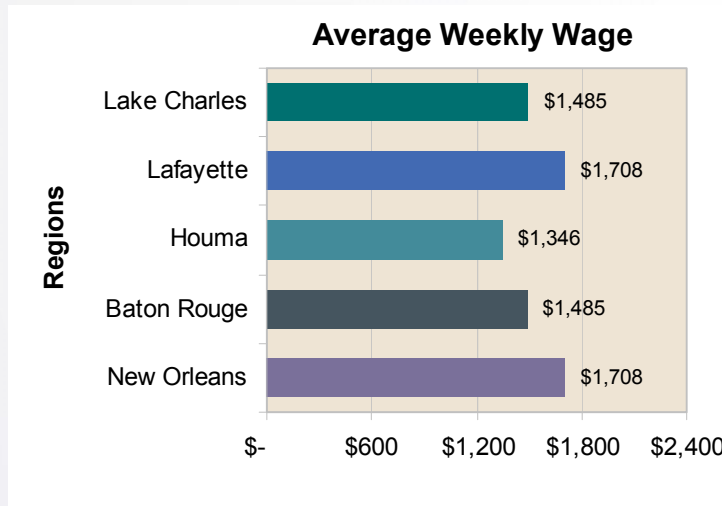
Industries Directly Impacted by Moratorium

- Industries used in the following analysis of potential effect of the moratorium
 - Mining: includes oil and gas extraction and support activities
 - Petroleum and chemical manufacturing: includes petroleum refineries and petrochemical manufacturing
 - Pipeline transportation of crude oil and natural gas
 - Chemical and petroleum merchant wholesalers: includes bulk stations and terminals
 - Gasoline stations

Source: Louisiana Workforce Commission, Labor Market Information Quarterly Employment and Wages Program 4th Qtr 2009 in cooperation with the U.S. Department of Labor, Bureau of Labor Statistics

Wages— Directly Impacted Industries

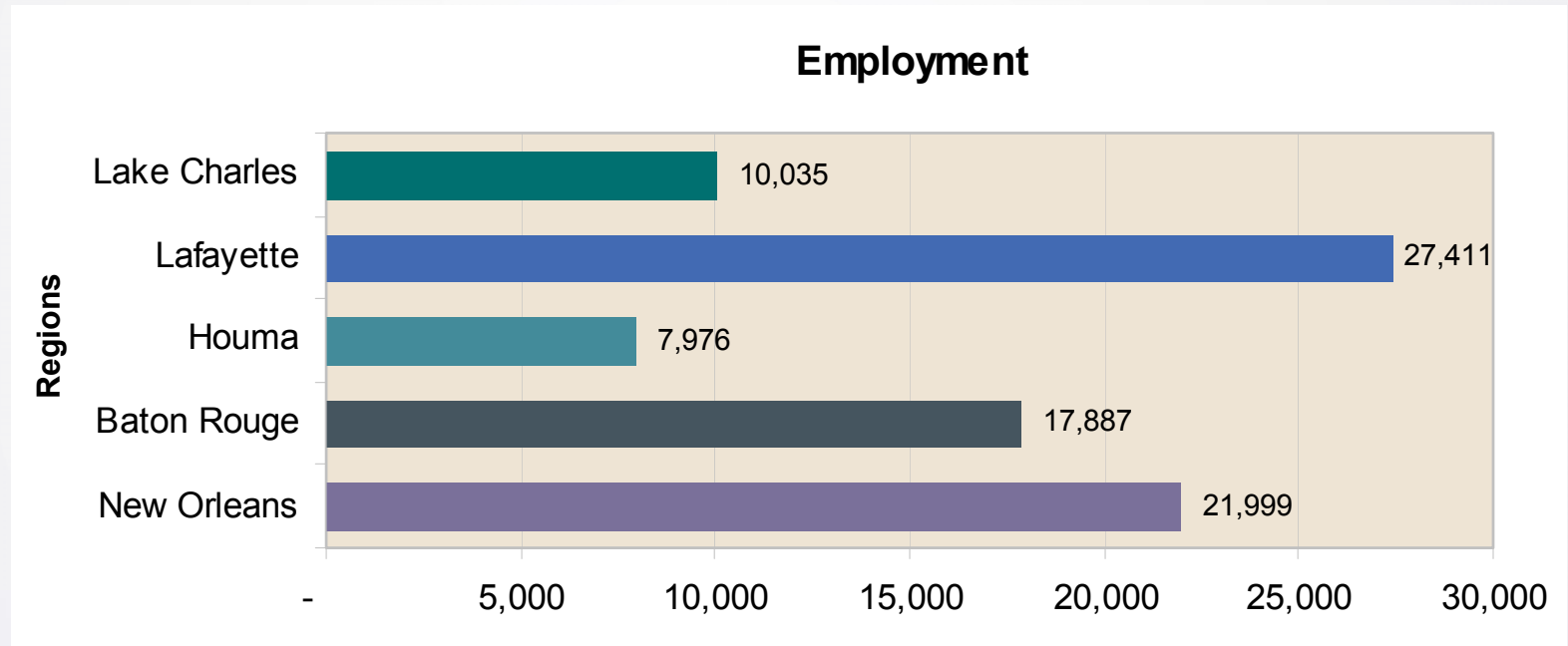
- \$1,855,132,523: Total wages paid by employers in the oil and gas related industries in the fourth quarter 2009 (latest available) statewide.
- \$1,391: Average weekly wage of workers in these industries
- Workers in southern parishes bring home 88 percent of the total wages paid statewide in these industries



Source: Louisiana Workforce Commission, Labor Market Information Quarterly Employment and Wages Program 4th Qtr 2009 in cooperation with the U.S. Department of Labor, Bureau of Labor Statistics

Total Employment— Directly Impacted Industries

- The southern region makes up 83 percent of the statewide employment in the oil and gas extraction and production industries

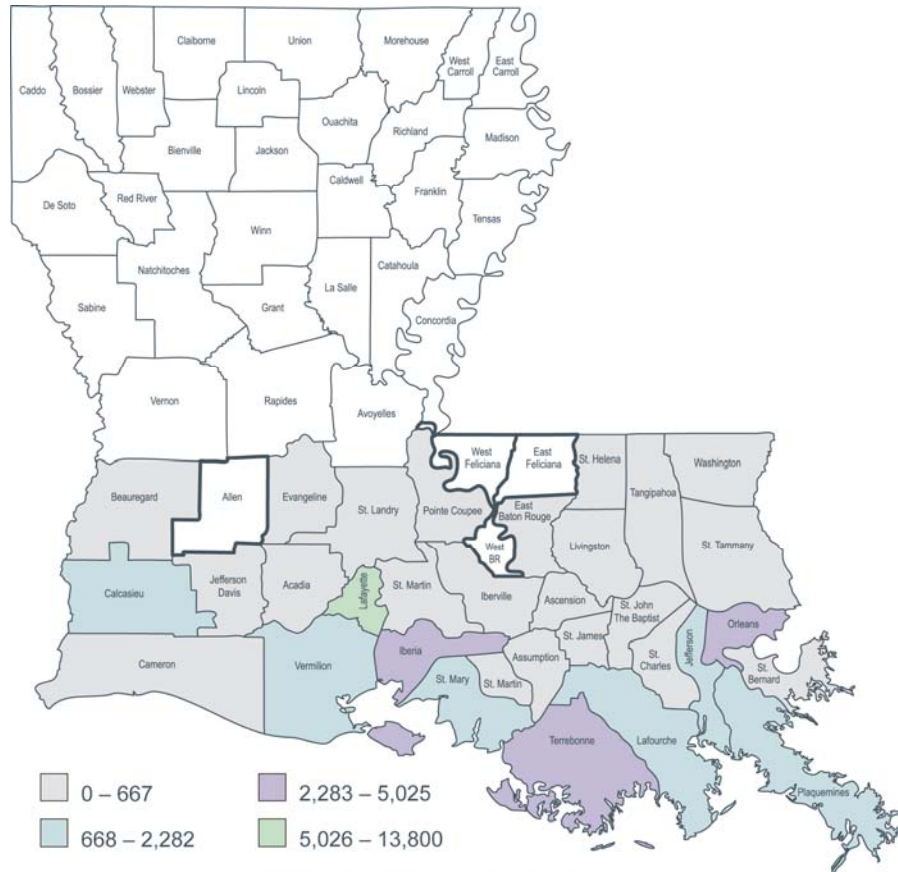


Source: Louisiana Workforce Commission, Labor Market Information Quarterly Employment and Wages Program 4th Qtr 2009 in cooperation with the U.S. Department of Labor, Bureau of Labor Statistics

Employment in Mining— Oil and Gas Extraction

Employment in the
Mining — Oil and Gas
Extraction Sector,
4th Quarter 2009 —
NAICS 21

Source: Louisiana Workforce Commission,
Labor Market Information Quarterly
Employment and Wages Program 4th Qtr.
2009 in cooperation with the U.S. Department
of Labor, Bureau of Labor Statistics



Projections— Moratorium Impact

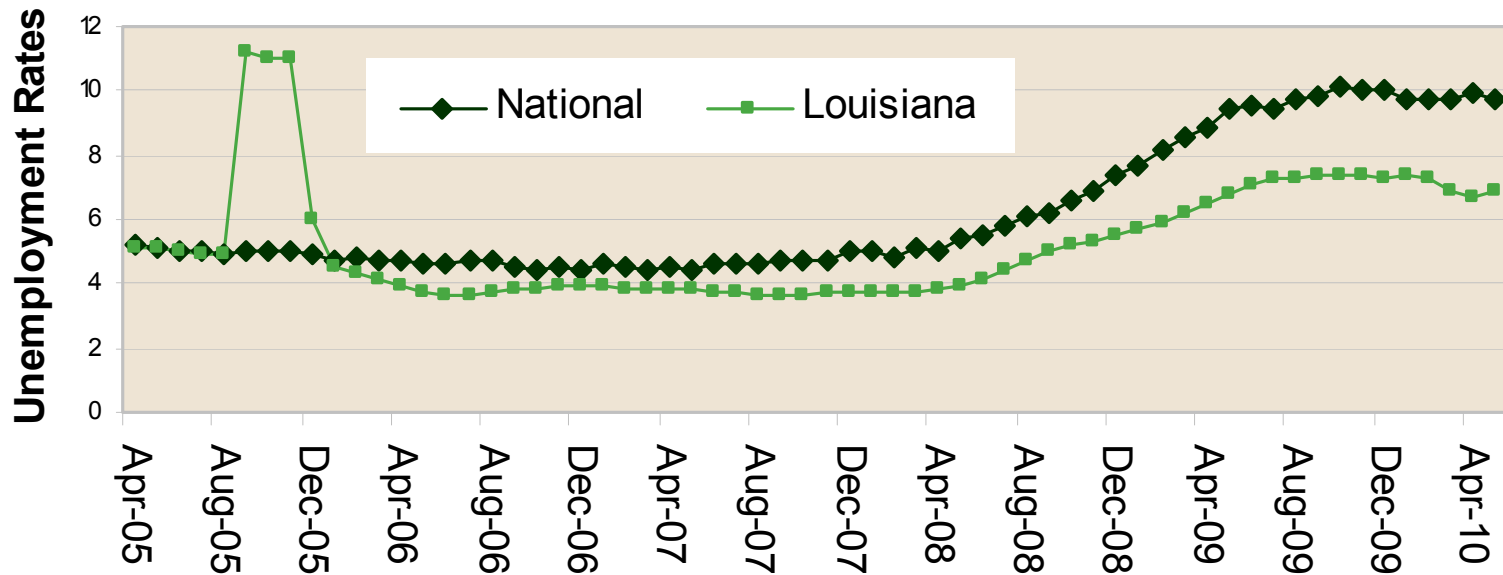
- **Louisiana Economic Development**
 - Loss of 3,000 to 6,000 jobs in short term
 - Loss of 10,000 jobs within a few months
 - Loss of 20,000 existing and potential new jobs within 12 – 18 months
- **Louisiana Mid-Continent Oil and Gas Association**
 - Potential job losses of 30,000 or more jobs
 - Each of the 33 deepwater platforms in the Gulf
 - Employs an average of 800 to 1,400 workers with average weekly wages of \$1,804
 - Potential lost wages may reach \$5 to \$10 million—per platform

Oil Spill Impacts

- From the Department of Wildlife and Fisheries:
 - 12,266 Commercial Fishing Licenses were sold in 2009
 - 605 Charter Guide Licenses
 - 140 Marinas
- From the Bureau of Labor Statistics
 - 76,391 workers were employed in the leisure and hospitality industry along Louisiana's Gulf Coast in September 2009.

National and Louisiana Unemployment Rates for 2005 – 2010

Unemployment Rates for the Nation and Louisiana

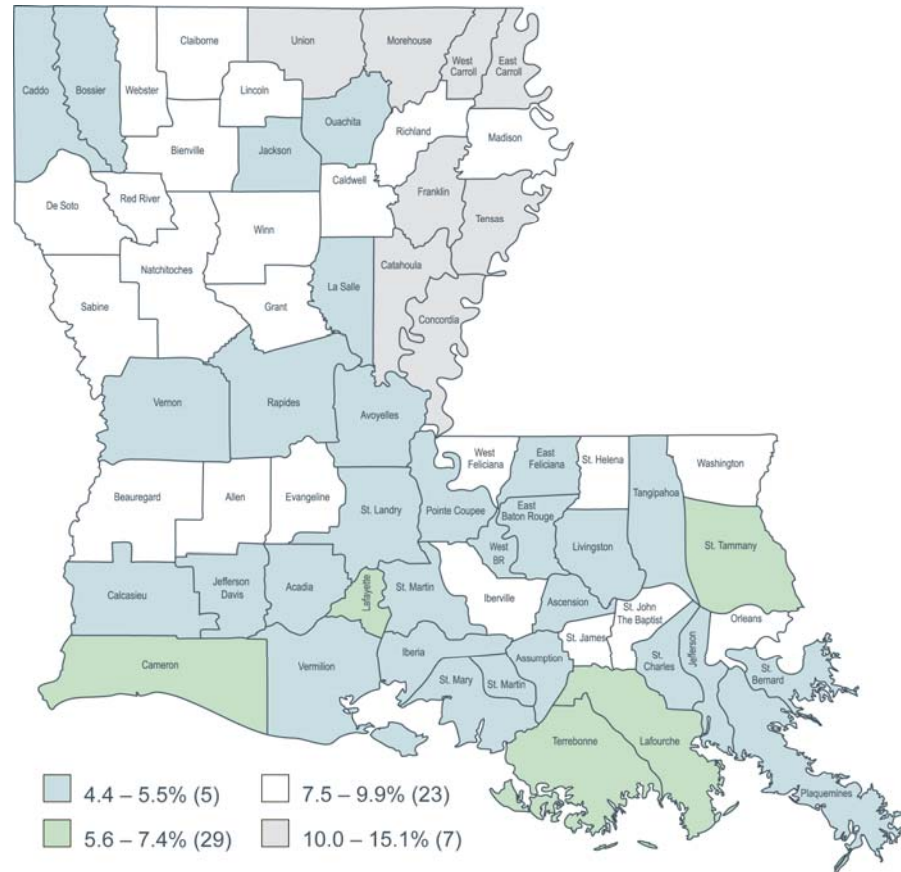


Source: Louisiana Workforce Commission, Labor Market Information Local Area Unemployment Statistics Program in cooperation with the U.S. Department of Labor, Bureau of Labor Statistics, seasonally adjusted figures released June 24, 2010.

Unemployment Rates for all Parishes

Preliminary May 2010

Parishes below the I-10 corridor have had the lowest unemployment rates

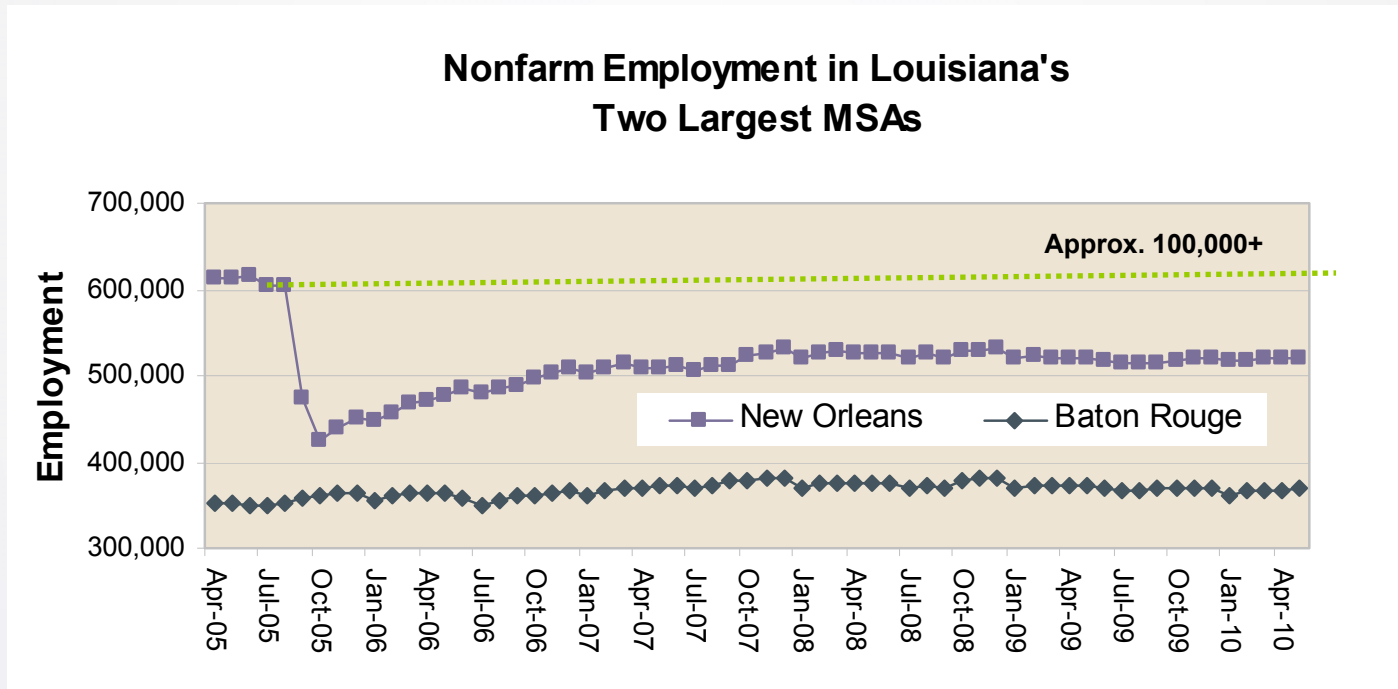


Source: Louisiana Workforce Commission, Labor Market Information Local Area Unemployment Statistics Program in cooperation with the U.S. Department of Labor, Bureau of Labor Statistics, released June 24, 2010.

Nonagricultural Employment— Two Largest Metro Areas

April 2005 to May 2010

- The Baton Rouge MSA added 1,700 workers between April and May 2010

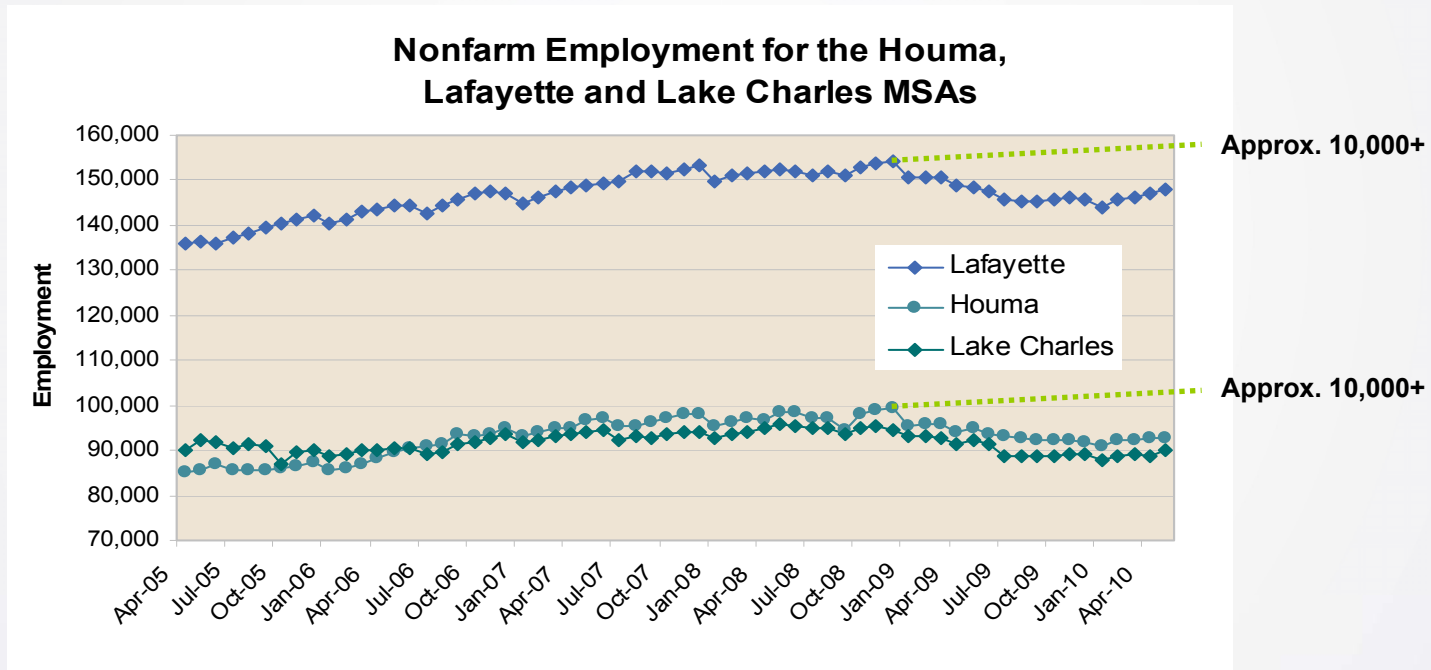


Source: Louisiana Workforce Commission, Labor Market Information, Current Employment Statistics Program in cooperation with the U.S. Department of Labor, Bureau of Labor Statistics, released June 24, 2010.

Nonagricultural Employment— Key Metro Areas

Preliminary May 2010

- The state and all metro areas added nonfarm jobs from April to May 2010



Source: Louisiana Workforce Commission, Labor Market Information, Current Employment Statistics Program in cooperation with the U.S. Department of Labor, Bureau of Labor Statistics, released June 24, 2010.

Summary— Status of Moratorium

- Moratorium ordered by U.S. Department of Interior:
May 27, 2010
- Date of injunction blocking moratorium:
June 22, 2010
- Federal government files motion to stay judge's decision
pending appeal:
June 23, 2010
- Judge denies government motion:
June 24, 2010



LOUISIANA

WORKFORCE

COMMISSION

Solutions that work.